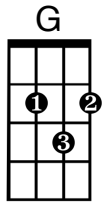


# Hey Jude – The Beatles

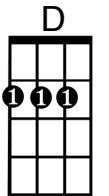


[4/4] [Slow downstrums]

Hey [G] Jude, don't make it [D] bad,  
Take a [D7] sad song and make it [G] better.  
[C] Remember to let her into your [G] heart, then you can  
[D7] start To make it [G] better.

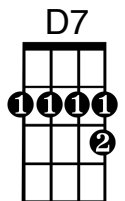


Hey [G] Jude, don't be a [D] fraid,  
You were [D7] made to go out and [G] get her.  
The [C] minute you let her under your [G] skin, then you begin  
[D7] To make it [G] better.



[Faster downstrums]

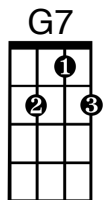
[G7] And any time you feel the [C] pain, hey Jude, re-  
[Am] frain Don't carry the [D7] world upon your [G] shoulders.  
[G7] For well you know that it's a [C] fool who plays it  
[Am] cool By making his [D7] world a little [G] colder,



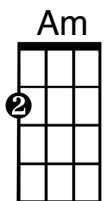
da da da [G7] daa daa [D] daa da [D7 once] da daa Mmmm

[regular strum]

Hey [G]Jude, don't let me [D] down,  
You have [D7] found her, now go and [G] get her.  
[C] Remember to let her into your [G] heart, then you can  
[D7] start To make it [G] better.



[G7] So let it out and let it [C] in, hey Jude, be-[Am] gin  
You're waiting for [D7] someone to per- [G] form with.  
[G7] And don't you know that it's just [C] you hey Jude, you'll  
[Am] do The movement you  
[D7] need is on your [G] shoulder,  
da da da [G7] daa daa [D] daa da [D7] da daa



[slow downstrums, until "better, better, etc." then fast downstrums]

Hey [G] Jude, don't make it [D] bad,  
Take a [D7] sad song and make it [G] better.  
[C] Remember to let her under your [G] skin, then you'll begin  
[D7] To make it [G] better, better, better, better, better, better oh.  
[G] Na na na [F] na na na na [C] Na na na na, [G]  
[G] Hey Jude [Repeat four times and fade.]